















































# > Product Overview Fuses

Type	Size [mm]	Rated Voltage	Current Range 0 7.5 15 A	Breaking Capacity	Characteristic							Approvals									
					Super-Quick-Acting FF	Quick-Acting F	Medium-Time-Lag M	Time-Lag T	Super-Time-Lag TT	UMF	VDE	VDE ÜG	NF	GAM TT	NNO	UL	cURus	UR	CSA	PSE	CCC
<b>SMD FUSES</b>																					
 <b>UMT-H</b> High breaking capacity	5.3 x 16	250 - 277 VAC 125 - 250 VDC	0.16 - 10 A	1500 A		•															
 <b>UMT 250</b> Primary and secondary protection	3 x 10.1	250 - 277 VAC 65 - 125 VDC	0.08 - 10 A	35 - 200 A		•		•	•						•	•			•	•	•
 <b>UMF 250</b> Primary and secondary protection	3 x 10.1	250 VAC 125 VDC	0.5 - 10 A	100 - 200 A	•			•	•						•						
 <b>UMZ 250</b> With pre-assembled clip	3.6 x 11.3	250 - 277 VAC 63 - 250 VDC	0.08 - 4 A	35 - 200 A																	
 <b>UMK 250</b> With pre-assembled clip	4.2 x 11.3	250 VAC 63 - 125 VDC	0.5 - 4 A	100 - 200 A	•										•						
 <b>MGA</b> Hermetic, sealed, medical, defense	1.55 x 3.2	32 - 125 VAC 32 - 125 VDC	0.2 - 5 A	50 - 300 A	•																
 <b>MGA-S</b> Hermetic, sealed, aerospace, ESCC QPL	1.55 x 3.2	32 - 125 VAC 125 VDC	0.14 - 3.5 A	100 - 200 A	•																
 <b>OMT</b> AC and DC applications	4.6 x 11	125 - 250 VAC 125 VDC	0.75 - 5 A	50 - 100 A																	
 <b>OMF 250</b> AC and DC applications	4.6 x 11	250 VAC 250 VDC	0.25 - 4 A	100 A	•			•	•										•	•	
 <b>OMT 125</b> Wide current range	3.1 x 7.4	125 VAC 125 VDC	0.25 - 6.3 A	100 A																	
 <b>OMZ 125</b> OMT 125 with SMD fuseholder	5.2 x 12	125 VAC 125 VDC	0.25 - 5 A	100 A																	
 <b>OMF 125</b> Wide current range, low rated currents	3.1 x 7.4	125 VAC 125 VDC	0.063 - 10 A	100 A	•																
 <b>OMK 125</b> OMF 125 with SMD fuseholder	5.2 x 12	125 VAC 125 VDC	0.063 - 5 A	100 A	•																
 <b>OMF 63</b> Wide current range, low rated currents	3.1 x 7.4	63 VAC 63 VDC	0.063 - 10 A	50 A	•																
 <b>OMK 63</b> OMF 63 with SMD fuseholder	5.2 x 12	63 VAC 63 VDC	0.063 - 5 A	50 A	•																
 <b>172876</b> High breaking capacity, compact	2 x 7	63 - 125 VAC 63 - 125 VDC	0.063 - 15 A	300 A	•																
 <b>MSB</b> Compact	2 x 7	63 - 125 VAC 63 - 125 VDC	0.75 - 15 A	50 - 150 A																	
 <b>MKF</b> High breaking capacity, square shaped	2.54 x 7	63 - 125 VAC 63 - 125 VDC	0.063 - 15 A	300 A	•																
















# Product Overview Fuses

Type	Size [mm]	Rated Voltage	Current Range 0 12.5 25 A	Breaking Capacity	Characteristic					Approvals										
					Super-Quick-Acting FF	Quick-Acting F	Medium-Time-Lag M	Time-Lag T	Super-Time-Lag TT	UMF	VDE	VDE ÜG	NF	GAM T1	NNO	UL	cURus	UR	CSA	PSE
<b>SMD FUSES</b>																				
 <b>MKT</b> Square shaped, compact	2.54 x 7	63 - 125 VAC 63 - 125 VDC	2 - 15 A	50 - 150 A		•														
 <b>SMD-SPT</b> High breaking capacity	5 x 20	125 - 250 VAC 125 - 300 VDC	1 - 16 A	500 A - 10 kA		•														
 <b>SMD-FST</b> Gold-plated fuse caps	5 x 20	250 VAC	0.05 - 20 A	35 - 125 A		•														
 <b>SMD-FTT</b> Gold-plated fuse caps	5 x 20	250 VAC	0.16 - 4 A	35 A		•														
<b>CHIP FUSES</b>																				
 <b>USFF 1206</b> Low power dissipation, precise	1.6 x 3.2 (1206)	125 VAC 63 VDC	0.05 - 0.25 A	100 A	•															
 <b>USF 1206</b> Fast interruption	1.6 x 3.2 (1206)	32 - 125 VAC 63 - 125 VDC	0.375 - 4 A	50 A	•															
 <b>USI 1206</b> IEC standard, VDE approval	1.6 x 3.2 (1206)	32 VAC 63 VDC	0.5 - 6.3 A	63 A	•		•	•												
 <b>UST 1206</b> High rated currents and melting integrals	1.6 x 3.2 (1206)	63 VAC 63 VDC	7 - 25 A	100 - 150 A		•														
 <b>USF 0603</b> Compact secondary protection	0.8 x 1.6 (0603)	32 VAC 32 - 63 VDC	0.5 - 5 A	50 A	•															
 <b>USF 0402</b> Compact secondary protection	0.55 x 1.05 (0402)	24 - 32 VDC	0.375 - 5 A	35 A	•															
<b>FUSES FOR EQUIPMENT</b>																				
 <b>FST 5x20</b> Pigtails optional	5 x 20	250 VAC	0.2 - 20 A	32 - 125 A		•														
 <b>SPT 5x20</b> High breaking capacity	5 x 20	125 - 250 VAC 125 - 300 VDC	0.5 - 16 A	500 A - 10 kA		•														
 <b>FSF 5x20</b> Pigtails optional	5 x 20	250 VAC	0.032 - 10 A	35 - 100 A		•														
 <b>SP 5x20</b> Pigtails optional	5 x 20	125 - 250 VAC	0.5 - 16 A	500 A - 10 kA		•														
 <b>FTT 5x20</b> Super-Time-Lag TT	5 x 20	250 VAC	0.063 - 4 A	35 A		•														
 <b>SA 5x20</b> High breaking capacity	5 x 20	250 VAC	0.6 - 10 A	1500 A	•															
 <b>FSL</b> UL standard, pigtails optional	5 x 20	125 - 250 VAC	0.08 - 3 A	35 A - 10 kA		•														
 <b>FSM</b> Medium-Time-Lag M	5 x 20	250 VAC 125 VDC	0.315 - 10 A	80 A - 1 kA		•														
 <b>FSK</b> UL standard, pigtails optional	5 x 20	125 - 250 VAC	0.05 - 6.3 A	35 A - 10 kA		•														
 <b>D1</b> AERO MIL MARINE	5 x 20	32 - 220 VAC	0.02 - 20 A	60 - 300 A		•														
 <b>D1TD</b> AERO MIL MARINE	5 x 20	32 - 220 VAC	0.031 - 15 A	40 A - 4 kA		•														

# Product Overview Fuses

						Characteristic										Approvals					
						Super-Quick-Acting FF	Quick-Acting F	Medium-Time-Lag M	Time-Lag T	Super-Time-Lag TT	UMF	VDE	VDE ÜG	NF	GAM TT	NNO	UL	cURus	UR	CSA	PSE
Type	Size [mm]	Rated Voltage	Current Range 0 20 40 A	Breaking Capacity																	
<b>FUSES FOR EQUIPMENT</b>																					
 <b>SHT 6.3x32</b> High breaking capacity, pigtails optional	6.3 x 32	500 VAC	1 - 8 A	1.5 kA																	
 <b>SUT 6.3x32</b> High breaking capacity, pigtails optional	6.3 x 32	125 - 250 VAC	12 - 30 A	500 A - 10 kA																	
 <b>SPT 6.3x32</b> High breaking capacity	6.3 x 32	125 - 250 VAC 48 - 63 VDC	0.5 - 32 A	1 - 20 kA																	
 <b>FST 6.3x32 (UL)</b> UL approval	6.3 x 32	125 -250 VAC	0.063 - 15 A	35 A - 10 kA																	
 <b>SHF 6.3x32</b> High breaking capacity, pigtails optional	6.3 x 32	500 VAC	1 - 8 A	1.5 kA																	
 <b>FSF 6.3x32 (UL)</b> UL approval	6.3 x 32	125 -250 VAC	0.1 - 15 A	200A - 10 kA																	
 <b>A12FA 250V</b> Very high breaking capacity	6.3 x 32	250 VAC	0.1 - 20 A	200 kA																	
 <b>AS12FA 500V</b> Very high breaking capacity	6.3 x 32	500 VAC	0.1 - 12.5 A	10 - 150 kA																	
 <b>AS12FA 660V</b> Very high breaking capacity	6.3 x 32	660 VAC	0.1 - 2 A	30 kA																	
 <b>172582</b> AERO MIL MARINE, high breaking capacity	6.3 x 32	250 VAC 125 VDC	0.16 - 20 A	1 - 10 kA																	
 <b>172600</b> AERO MIL MARINE, high breaking capacity	6.3 x 32	125 - 250 VAC	2 - 20 A	200A - 10 kA																	
 <b>FST 6.3x32</b> Wide current range, low rated currents	6.3 x 32	250 VAC	0.02 - 20 A	35 - 200 A																	
 <b>SA 6.3x32</b> High breaking capacity	6.3 x 32	250 VAC	1.6 - 16 A	1.5 kA																	
 <b>SP 6.3x32</b> High breaking capacity	6.3 x 32	250 VAC	0.5 - 20 A	1 - 1.5 kA																	
<b>SUBMINIAUTURE FUSES</b>																					
 <b>MST 250</b> Long or short terminals	8.5 x 8.5	250 VAC 63 VDC	0.05 - 6.3 A	35 - 63 A																	
 <b>MXT 250</b> Long or short terminals	8.5 x 8.5	250 VAC	0.8 - 10 A	100 A																	
 <b>MSF 250</b> Long or short terminals	8.5 x 8.5	250 VAC	0.04 - 5 A	35 - 50 A																	
 <b>MSTU 250</b> Long or short terminals	8.5 x 8.5	250 VAC	0.063 - 10 A	50 A																	
 <b>MSF 125</b> Long or short terminals	6.4 x 8.8	125 VAC 125 VDC	0.1 - 5 A	100 A																	

# Product Overview Fuses

Type	Size [mm]	Rated Voltage	Current Range 0 20 40 A	Breaking Capacity	Characteristic					Approvals								
					Super-Quick-Acting FF	Quick-Acting F	Medium-Time-Lag M	Time-Lag T	Super-Time-Lag TT	Europe			Americas			Asia		
					UMF	VDE	VDE ÜG	NF	GAM T1	NNO	UL	cURus	UR	CSA	PSE	CCC	CQC	KC
<b>SUBMINIATURE FUSES</b>																		
 <b>172322</b> AERO MIL MARINE, pigtails	2.36 x 8	32 - 125 VAC 32 - 125 VDC	0.063 - 15 A	50 - 300 A	•				•			•	•					
 <b>172321</b> AERO MIL MARINE, pigtails	2.36 x 8	32 - 125 VAC 32 - 125 VDC	0.063 - 15 A	300 A	•				•									
 <b>172593</b> Compact primary protection	4.05 x 10	125 - 250 VAC 125 - 250 VDC	0.08 - 5 A	50 - 300 A	•							•						
 <b>SPT 3.6x10</b> Wide current range	3.6 x 10	250 VAC	0.1 - 5 A	35 - 40 A								•						•
 <b>PSC 125V</b> With color indication	10 x 10	125 VAC 125 VDC	1 - 5 A	50 A	•								•					
<b>TELECOM FUSES</b>																		
 <b>OSU 250</b> Telecom approvals, xDSL/ADSL	4.6 x 11	250 VAC 250 VDC	0.25 - 3.15 A	100 A	•								•	•				
 <b>OSU 125</b> Telecom approvals, xDSL/ADSL	3.1 x 7.4	125 VAC 125 VDC	0.25 - 3.15 A	100 A	•								•					
 <b>MSU 250</b> Telecom approvals, xDSL/ADSL	8.5 x 8.5	250 VAC 63 VDC	0.25 - 3.15 A	35 - 50 A									•					•
 <b>MSU 125</b> Telecom approvals, xDSL/ADSL	6.4 x 8.8	125 VAC 125 VDC	0.25 - 3.15 A	100 A	•								•					
 <b>FSU</b> Telecom approvals	5 x 20	250 VAC	0.25 - 3.15 A	35 A									•					•
<b>SPECIAL FUSES</b>																		
 <b>ASO</b> Solar / PV fuse, gPV characteristic	10.3 x 38	1000 VDC	1 - 30 A	20 kA									•					
 <b>MA</b> AERO MIL MARINE, high breaking capacity	14 x 50	500 VAC 250 VDC	0.5 - 40 A	10 - 100 kA	•													
 <b>MAT</b> AERO MIL MARINE, high breaking capacity	14 x 50	500 VAC 250 VDC	1 - 20 A	10 - 100 kA														
 <b>MADM</b> AERO MIL MARINE, high breaking capacity	14.3 x 50	500 VAC 250 VDC	1 - 25 A	10 - 100 kA														
 <b>D0</b> AERO MIL MARINE	4.7 x 16	125 VAC	0.063 - 8 A	35 A	•													

## Information

Product specifications, such as ratings and approvals, may vary by product variant. Detailed and current information of the listed product types and its variants can be found on our website [schurter.com/cp](http://schurter.com/cp). Specifications are subject to change without notice.

## Customized Solutions

In addition to its broad product range, SCHURTER also offers individual services to ensure all customer requirements. We will build specific samples and provide you with your customized solution.